



AMAZONPRIMO[®]

contract carpet tiles

EXTRAORDINARY IS HERE

Amazon Primo At-a-glance

MONO CHROME

EPITOME



PAGE 28


SCENIC NOVUM

CELADUS



PAGE 54



OPTIMUS



PAGE 60

EON VISION


EON TACT



PAGE 38

EON VISION

EON EFFECT



PAGE 46


HEATWAVE

CIRRUS



PAGE 66

RAPID



PAGE 70




There is quality. And then there is extraordinary.

A great carpet tile is defined by its quality – superior yarns, precision tufting, engaging designs and sturdy backing options to name a few. Yet these are prerequisites, because beyond quality is a standard that is attained only with astute knowledge of flooring dynamics and relentless pursuit of innovative excellence.

You may know it as extraordinary,
we call it Amazon Primo.

This exclusive collection was inceptioned in the knowledge that expectations of quality differ greatly. So no more guesswork as we present to you the best we have to offer; in terms of performance standards, variety of designs and environmental compliance. Experience the extraordinary you deserve.



Join us on the journey to extraordinary with Amazon Primo

A great carpet tile is defined by its quality – superior yarns, precision tufting, engaging designs and sturdy backing options to name a few. Yet these are prerequisites, because beyond quality is a standard that is attained only with astute knowledge of flooring dynamics and relentless pursuit of innovative excellence.

You may know it as extraordinary, we call it Amazon Primo.

This exclusive collection was conceived in the knowledge that expectations of quality differ greatly. So no more guesswork as we present to you the best we have to offer; in terms of performance standards, variety of designs and environmental compliance. Experience the extraordinary you deserve.

We never
spin the yarn,
when it comes
to our yarns



Step 1: Selecting the yarn

A carpet is only as good as its yarn.

And for Primo, we only source and use the best yarns from the world's most reputed fiber makers. Known for exceptional performance, the Nylon yarns we use are further enhanced with specific treatments that improves resilience, stain resistance, colour and light fastness and flame resistance, making for a robustly dynamic carpet that looks and performs exceptionally for years.



Solution-dyed Nylon



Antron Lumena Fine Denier



Permanent Stain Resistance



ECONYL 100% re-Generated Nylon



Nothing happens until there's a little bit of tangle and twist

Step 2: Air entangling & twisting


Before the yarns hit the tufting machines, there are two critical preparatory stages. In fact, the Air Entangling and Twisting processes eventually determines the styling attributes and strength of the carpet. A misstep in these stages means the aesthetics and overall performance of the carpet can be compromised. Yet for Primo, these processes are carefully calibrated and constantly monitored to ensure what goes into tufting meets exacting standards.

Air Entangling

The process of mixing yarns of different colours, as well as adding desired texture.

Twisting

The process of making yarn fibers to spiral tightly around each other, resulting in superior strength and visual effects.





Tufting is not a process, it's an art form

Step 3: Tufting

Tufting is truly a marvel of modern engineering. Creating a Primo carpet is a complex activity of specific calibrations, endless configurations and constant scrutiny. From the time a line of yarn leaves the supply creel, to the point it reaches the needle and the moment it pierces the backing fabric, everything needs to work in perfect harmony. Multiply that with hundreds of yarn lines and thousands of needles in a single tufting machine, and you will begin to appreciate the extraordinary that Primo is.

Tuft-ology

There are typically 1,200 needles across the width of a 12 foot tufting machine capable of making several hundred rows of stitches per minute.

Technology
brings us
far, human
touch brings
us further



Step 4: Tufting Quality

Just mere steps away from the tuft machine, stand hawk-eyed tuft inspectors who scan the just-tufted carpet for even the slightest imperfections. The moment an imperfection is detected – anything from missing tufts to higher-than-normal loops and yarn

slubs - the inspectors spring into action on-the-spot with specific remedial action. Every inch of every Primo carpet tile is inspected and remedied post-tuft, virtually eliminating defects and elevating our promise of extraordinary.

On-the-Spot Remedial Action

FAULT	ACTION
Missing Tufts High Loops Yarn Slubs or Stained Tufts High tufts or uncut tufts	Replace with mending gun Clip with shears and replace Replace with mending gun Clip with shears



Our marriage is made to perform

Step 5: Backing innovation


The process of fusing tufted carpet with specially engineered backing materials is called a marriage. Lines of freshly tufted carpets are fed into the backing line where they meet their match; either BioFlex Back or Synth Back. Primo's extra resilient backing systems are engineered to provide improved dimensional stability and underfoot comfort, as well as being resistant to shrinkage, arching and curling. Our backing systems are also customisable – with fiberglass reinforcement and our proprietary HushBack™ technology – to meet specific installation applications.

BioFlex Back

Bitumen-based backing made from 100% recycled content > 100% recyclable after use

Synth Back

PVC-based backing made from 30% recycled content > 100% recyclable after use



The cutting process is not as cut and dry as you think

Step 6: Cutting & Finishing

As simple as it sounds, the cutting process is a critical production point where carpet transforms into carpet tiles. Precise cutting at production will eventually translate to a seamless finish upon installation, with minimal chances of gaps and ridges. To achieve maximum level of cutting precision, the die stamping machine used for Primo is always kept in optimum working condition – blades sharpened regularly and its inner workings inspected frequently. Manual shearing is also done post-cutting – only if absolutely necessary – to ensure each and every tile conforms to the exact measured specifications.

Cut to Size

Selected Primo carpet tiles can be cut into various sizes, creating unique installation configurations.

50x50cm | 60x60cm | 100x100cm | 50x100cm



A pit stop of scrutiny before packing

Step 7: Inspection & packing

While there are many quality inspection points throughout the Primo production line, we prefer not to take any chances. As a final attempt to preserve our promise of exceptional quality, we select random pieces from every production batch for closer inspection. A battery of scientific tests that mimics real-world scenarios are conducted to specific international standards. Only when the selected pieces pass all the tests does the batch make it to packing and eventually your installation site.

- Pile Shearing Test
- Treadwheel Test
- Castor Chair Test
- Flammability Test
- Static Loading Test
- Dimensional Stability Test



The journey ends, yet the extraordinary will endure

This is just the beginning. Years and years of worry-free durability, resilience, and performance can be enjoyed with every installation of Primo at even the most demanding commercial spaces. And if that's not enough, all Primo carpet tiles come with added assurance of extraordinary with a wear warranty that extends to 15 years, as well as certifications from reputed bodies and institutions. The only question that remains – are you ready to experience the extraordinary?



MONO CHROME

EPITOME

Classic meets colours, from the muted to the vibrant and the loud, there's a colour for every imagination ideal for turning dull spaces into lively conversation starters.





EPITOME


SPECIFICATIONS



Construction Multi-level Loop
Fibre 100% Universal Nylon 6,6 / Invista Nylon 6
Recycled Content 30%
Dye Method 100% Solution Dyed

Pile Weight 21oz/yd²
Pile Height 3.0mm-5.5mm / 2.5mm-5mm (±0.5mm)
Gauge 5/64"
Backing Synth Back™

Stitch Rate 10 per inch
Static Control Life-of-the-carpet Static Protection
No. of Tiles / Box 20pcs (54ft²)
Standard Size 50cm x 50cm
Recommended Usage Heavy Commercial

Installation Method Ashlar, Brick or Quarter Turn
Warranties 15-year Limited Wear Warranty
 Lifetime Antishock Carpet Warranty
Certifications CRI Green Label Plus
 Greenguard





EPITOME

SPECIFICATIONS

Construction Multi-level Loop
Fibre 100% Universal Nylon 6,6 / Invista Nylon 6
Recycled Content 30%
Dye Method 100% Solution Dyed

Pile Weight 21oz/yd²
Pile Height 3.0mm-5.5mm /
 2.5mm-5mm (±0.5mm)
Gauge 5/64"
Backing Synth Back™

Stitch Rate 10 per inch
Static Control Life-of-the-carpet Static Protection
No. of Tiles / Box 20pcs (54ft²)
Standard Size 50cm x 50cm
Recommended Usage Heavy Commercial

Installation Method Ashlar, Brick or Quarter Turn
Warranties 15-year Limited Wear Warranty
 Lifetime Antishock Carpet Warranty
Certifications CRI Green Label Plus
 Greenguard



EPITOME




SPECIFICATIONS

Construction Multi-level Loop
Fibre 100% Universal Nylon 6,6 / Invista Nylon 6
Recycled Content 30%
Dye Method 100% Solution Dyed

Pile Weight 21oz/yd²
Pile Height 3.0mm-5.5mm /
 2.5mm-5mm (±0.5mm)
Gauge 5/64"
Backing Synth Back™

Stitch Rate 10 per inch
Static Control Life-of-the-carpet Static Protection
No. of Tiles / Box 20pcs (54ft²)
Standard Size 50cm x 50cm
Recommended Usage Heavy Commercial

Installation Method Ashlar, Brick or Quarter Turn
Warranties 15-year Limited Wear Warranty
 Lifetime Antishock Carpet Warranty
Certifications CRI Green Label Plus
 Greenguard






EPITOME | P005-19 *ranom*



EPITOME | P6503-22 *scape*



EPITOME | P005-14 *emisa* & P005-15 *nepta*



EPITOME | P9124 *anglar*

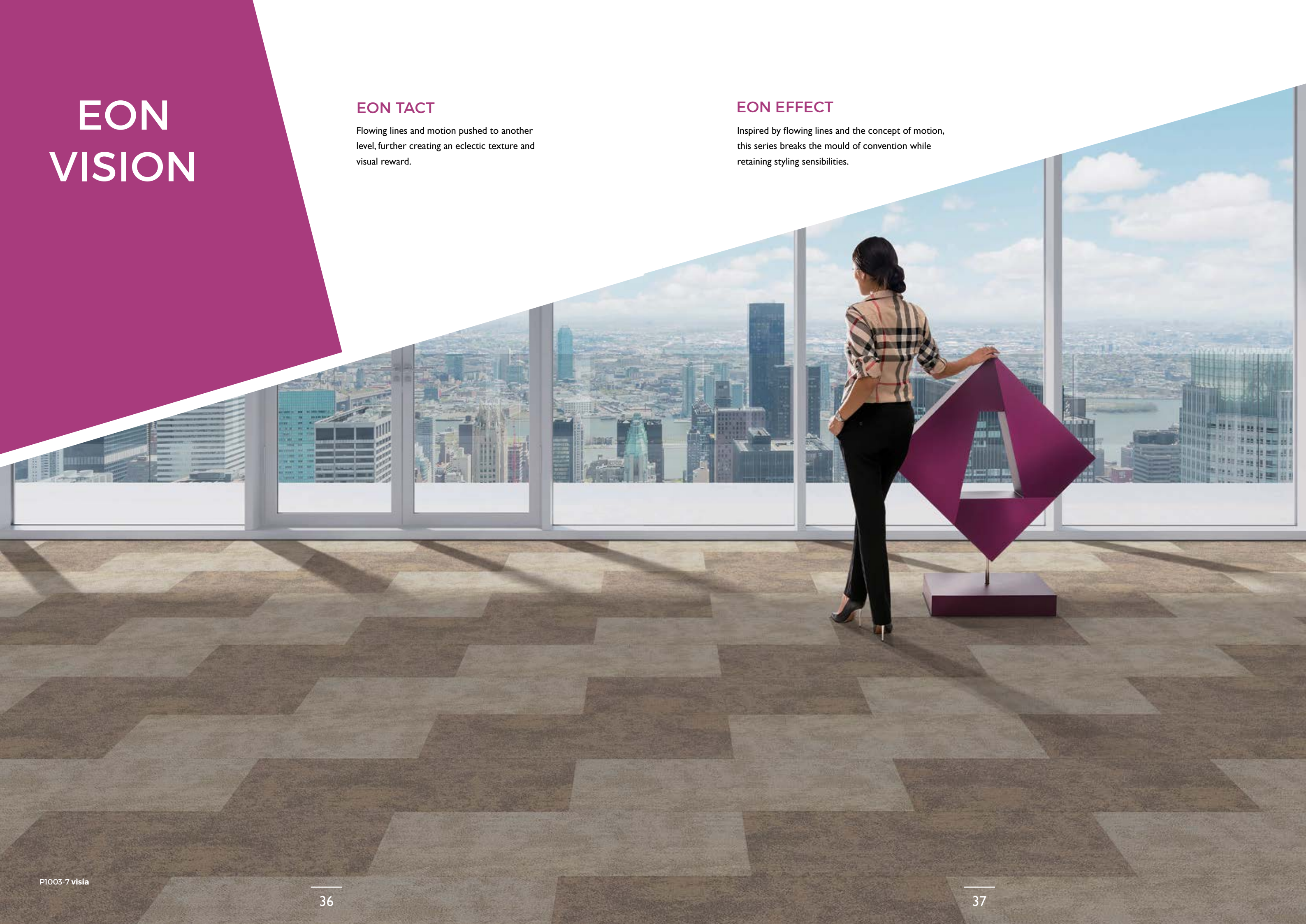
EON VISION


EON TACT

Flowing lines and motion pushed to another level, further creating an eclectic texture and visual reward.

EON EFFECT

Inspired by flowing lines and the concept of motion, this series breaks the mould of convention while retaining styling sensibilities.





EON TACT


SPECIFICATIONS

Construction Multi-level Loop
Fibre 100% Universal Nylon 6,6
Recycled Content 30%
Dyed Method 100% Solution Dyed

Pile Weight 19oz/yd²
Pile Height 2.5mm-5.0mm (±0.5mm)
Gauge 5/64"
Backing Synth Back™

Stitch Rate 9 per inch
Static Control Life-of-the-carpet Static Protection
No. of Tiles / Box 15pcs / 71.75sf
Standard Size 33.3cm x 100cm
Recommended Usage Heavy Commercial

Installation Method Ashlar, Brick or Herringbone
Warranties 15-year Limited Wear Warranty
 Lifetime Antishock Carpet Warranty
Certifications CRI Green Label Plus
 Greenguard





EON TACT

SPECIFICATIONS

Construction Multi-level Loop
Fibre 100% Universal Nylon 6,6
Recycled Content 30%
Dyed Method 100% Solution Dyed

Pile Weight 19oz/yd²
Pile Height 2.5mm-5.0mm (±0.5mm)
Gauge 5/64"
Backing Synth Back™

Stitch Rate 9 per inch
Static Control Life-of-the-carpet Static Protection
No. of Tiles / Box 15pcs (54ft²)
Standard Size 33.3cm x 100cm
Recommended Usage Heavy Commercial

Installation Method Ashlar, Brick or Herringbone
Warranties 15-year Limited Wear Warranty
 Lifetime Antishock Carpet Warranty
Certifications CRI Green Label Plus
 Greenguard





EON TACT

SPECIFICATIONS


Construction Multi-level Loop
Fibre 100% Universal Nylon 6,6
Recycled Content 30%
Dyed Method 100% Solution Dyed

Pile Weight 19oz/yd²
Pile Height 2.5mm-5.0mm (±0.5mm)
Gauge 5/64"
Backing Synth Back™

Stitch Rate 9 per inch
Static Control Life-of-the-carpet Static Protection
No. of Tiles / Box 15pcs (54ft²)
Standard Size 33.3cm x 100cm
Recommended Usage Heavy Commercial

Installation Method Ashlar, Brick or Herringbone
Warranties 15-year Limited Wear Warranty
 Lifetime Antishock Carpet Warranty
Certifications CRI Green Label Plus
 Greenguard





EON TACT

SPECIFICATIONS

Construction Multi-level Loop
Fibre 100% Universal Nylon 6,6
Recycled Content 30%
Dyed Method 100% Solution Dyed

Pile Weight 19oz/yd²
Pile Height 2.5mm-5.0mm (±0.5mm)
Gauge 5/64"
Backing Synth Back™

Stitch Rate 9 per inch
Static Control Life-of-the-carpet Static Protection
No. of Tiles / Box 15pcs (54ft²)
Standard Size 33.3cm x 100cm
Recommended Usage Heavy Commercial

Installation Method Ashlar, Brick or Herringbone
Warranties 15-year Limited Wear Warranty
 Lifetime Antishock Carpet Warranty
Certifications CRI Green Label Plus
 Greenguard



EON EFFECT

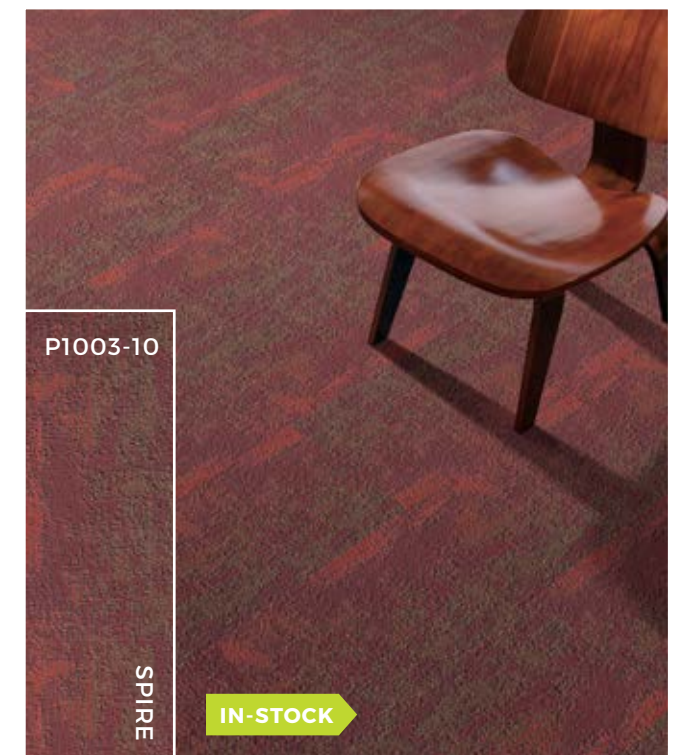
SPECIFICATIONS

Construction Tip-shear
Fibre 100% Invista Nylon 6
Recycled Content 30% post-consumer recycled material
Dyed Method Solution Dyed

Pile Weight 26oz/yd² or 880g/m²
Pile Height 2.5mm - 7mm (±0.5mm)
Gauge 1/10"
Backing SynthBack™

Stitch Rate 11 per inch
Static Control Life-of-the-carpet Static Protection
No. of Tiles / Box 15pcs/71.75sf
Standard Size 33.3cm x 100cm
Recommended Usage Heavy Commercial

Installation Method Ashlar, Brick or Herringbone
Warranties 15-year Limited Wear Warranty
 Lifetime Antishock Carpet Warranty
Certifications CRI Green Label Plus
 Greenguard





EON EFFECT


SPECIFICATIONS

Construction Tip-shear
Fibre 100% Invista Nylon 6
Recycled Content 30% post-consumer recycled material
Dyed Method Solution Dyed

Pile Weight 26oz/yd² or 880g/m²
Pile Height 2.5mm - 7mm (±0.5mm)
Gauge 1/10"
Backing SynthBack™

Stitch Rate 11 per inch
Static Control Life-of-the-carpet Static Protection
No. of Tiles / Box 15pcs/71.75sf
Standard Size 33.3cm x 100cm
Recommended Usage Heavy Commercial

Installation Method Ashlar, Brick or Herringbone
Warranties 15-year Limited Wear Warranty
 Lifetime Antishock Carpet Warranty
Certifications CRI Green Label Plus
 Greenguard





EON TACT | P001-12 econa dark & P001-17 canes light



EON TACT | P001-02 vaser light & P001-9 vaser dark



EON EFFECT | P1003-2 sansa



EON EFFECT | P1003-10 spire

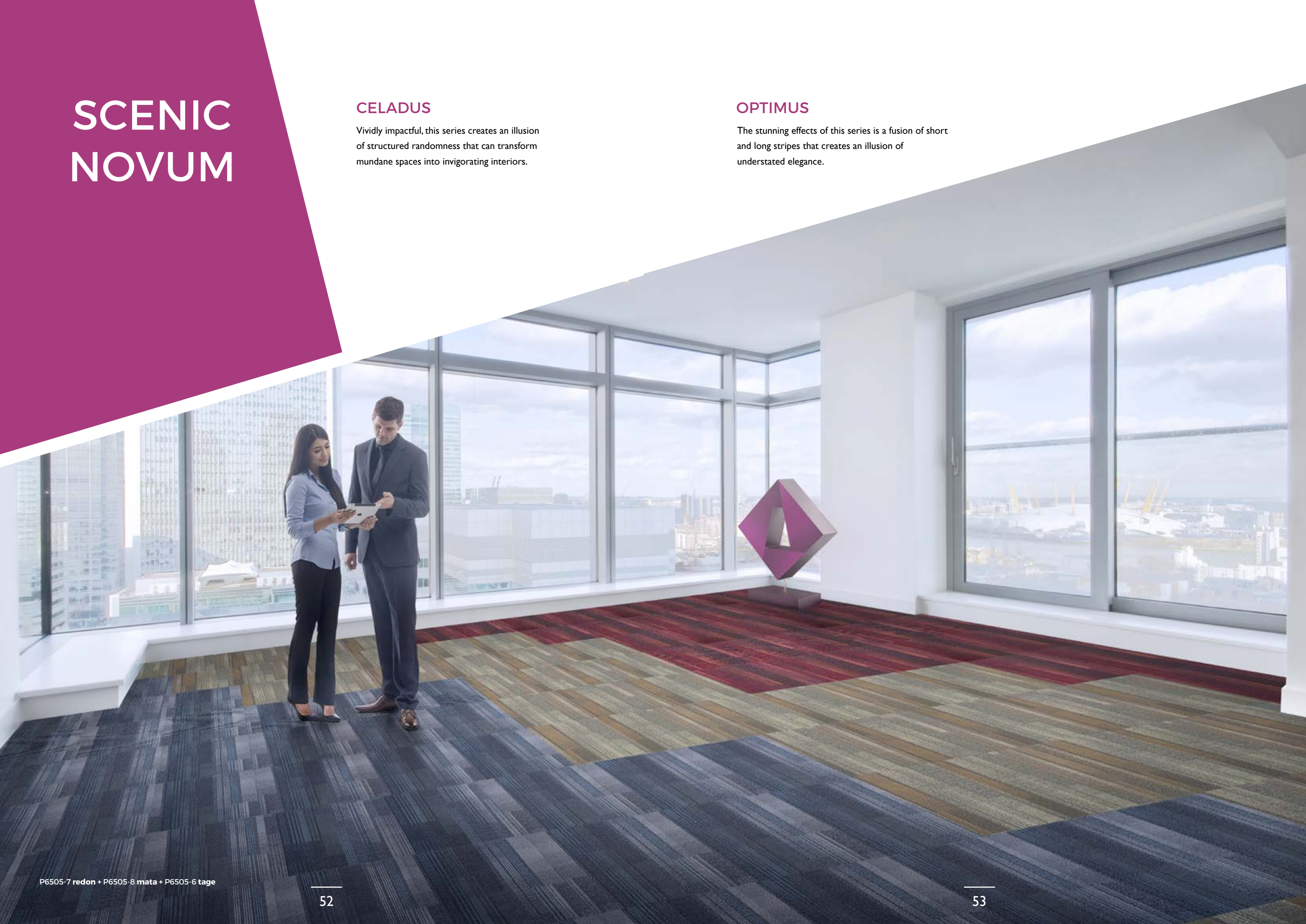
SCENIC NOVUM

CELADUS

Vividly impactful, this series creates an illusion of structured randomness that can transform mundane spaces into invigorating interiors.

OPTIMUS

The stunning effects of this series is a fusion of short and long stripes that creates an illusion of understated elegance.





CELADUS


SPECIFICATIONS

Construction Multi-level loop
Fibre 100% Invista Nylon 6
Recycled Content 30% post-consumer recycled material
Dyed Method Solution Dyed

Pile Weight 21oz/yd² or 710g/m²
Pile Height 3.5mm - 5.5mm (±0.5mm)
Gauge 1/12"
Backing SynthBack™

Stitch Rate 10 per inch
Static Control Life-of-the-carpet Static Protection
No. of Tiles / Box 20pcs/54sf
Standard Size 50cm X 50cm
Recommended Usage Heavy Commercial

Installation Method Quarter Turn, Brick & Ashlar
Warranties Lifetime Antishock Carpet Warranty
 10-year Limited Wear Warranty CRI
Certifications CRI Green Label Plus
 Greenguard





CELADUS




SPECIFICATIONS

Construction Multi-level loop
Fibre 100% Invista Nylon 6
Recycled Content 30% post-consumer recycled material
Dyed Method Solution Dyed

Pile Weight 21oz/yd² or 710g/m²
Pile Height 3.5mm - 5.5mm (±0.5mm)
Gauge 1/12"
Backing SynthBack™

Stitch Rate 10 per inch
Static Control Life-of-the-carpet Static Protection
No. of Tiles / Box 20pcs/54sf
Standard Size 50cm X 50cm
Recommended Usage Heavy Commercial

Installation Method Quarter Turn, Brick & Ashlar
Warranties Lifetime Antishock Carpet Warranty
 10-year Limited Wear Warranty CRI
Certifications CRI Green Label Plus
 Greenguard





OPTIMUS


SPECIFICATIONS

Construction Multi-level loop
Fibre Antron Lumena Nylon 6.6
Recycled Content 30%
Dyed Method 100% Solution Dyed

Pile Weight 22oz/yd² or 745g/m²
Pile Height 3.5mm - 5.5mm (±0.5mm)
Gauge 5/64"
Backing SynthBack™

Stitch Rate 10 per inch
Static Control Life-of-the-carpet Static Protection
No. of Tiles / Box 20pcs/54sf
Standard Size 50cm X 50cm
Recommended Usage Heavy Commercial

Installation Method Quarter Turn, Brick & Ashlar
Warranties Lifetime Antishock Carpet Warranty
 10-year Limited Wear Warranty
Certifications CRI Green Label Plus
 Greenguard





OPTIMUS

SPECIFICATIONS

Construction Multi-level loop
Fibre Antron Lumena Nylon 6.6
Recycled Content 30%
Dyed Method 100% Solution Dyed

Pile Weight 22oz/yd² or 745g/m²
Pile Height 3.5mm - 5.5mm (±0.5mm)
Gauge 5/64"
Backing SynthBack™


Stitch Rate 10 per inch
Static Control Life-of-the-carpet Static Protection
No. of Tiles / Box 20pcs/54sf
Standard Size 50cm X 50cm
Recommended Usage Heavy Commercial

Installation Method Quarter Turn, Brick & Ashlar
Warranties Lifetime Antishock Carpet Warranty
 10-year Limited Wear Warranty
Certifications CRI Green Label Plus
 Greenguard





OPTIMUS | P1201-8 centric



CELADUS | P1201-9 flux



OPTIMUS | P6505-5 obsef



CELADUS | P6505-12 roche

HEATWAVE

CIRRUS

Adhering to today's aesthetic demands, this series plays with abstract motifs that deliver an astounding, multi-faceted effect for striking interiors.

RAPID

Motion meets majestic as this series takes linear patterning up a notch for spaces where modernity and elegance need to go hand-in-hand





P217-1 stratus

CIRRUS

SPECIFICATIONS

Construction Multi-level loop
Fibre Resillia Nylon Type 6
Recycled Content 30% post-consumer recycled material
Dyed Method Solution Dyed

Pile Weight 21oz/yd² or 712g/m²
Pile Height 2.5mm-6mm (+-0.5mm)
Gauge 1/10"
Backing SynthBack™

No. of Tiles/Box 20 (5m²)
Standard Size 50cmx50cm
Classification Heavy Commercial
Recommended Installation Brick, Ashlar & Quarter Turn

Indoor Air Quality CRI Green Label PLUS
 Greenguard
End-of-life Recycling Reloop Initiative
Environmental Quality System ISO14001:2004





CIRRUS


SPECIFICATIONS

Construction Multi-level loop
Fibre Resillia Nylon Type 6
Recycled Content 30% post-consumer recycled material
Dyed Method Solution Dyed

Pile Weight 21oz/yd² or 712g/m²
Pile Height 2.5mm-6mm (+-0.5mm)
Gauge 1/10"
Backing SynthBack™

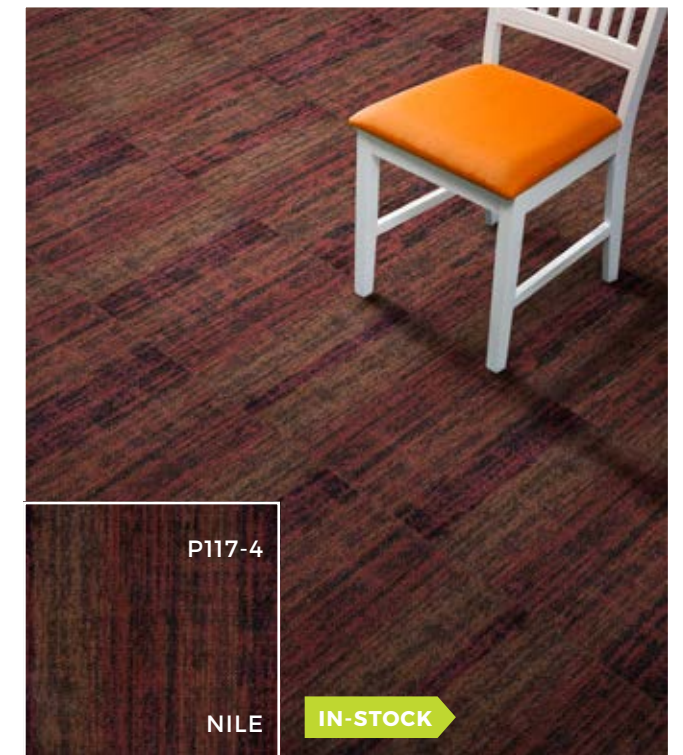


No. of Tiles/Box 20 (5m²)
Standard Size 50cmx50cm
Classification Heavy Commercial
Recommended Installation Brick, Ashlar & Quarter Turn

Indoor Air Quality CRI Green Label PLUS
 Greenguard
End-of-life Recycling Reloop Initiative
Environmental Quality System ISO14001:2004





RAPIDS



SPECIFICATIONS

Construction Multi-level loop
Fibre Resillia Nylon Type 6
Recycled Content 30% post-consumer recycled material
Dyed Method Solution Dyed

Pile Weight 21oz/yd² or 712g/m²
Pile Height 2.5mm-6mm (+-0.5mm)
Gauge 1/10"
Backing SynthBack™

No. of Tiles/Box 20 (5m²)
Standard Size 50cmx50cm
Classification Heavy Commercial
Recommended Installation Brick, Ashlar & Quarter Turn

Indoor Air Quality CRI Green Label PLUS
 Greenguard
End-of-life Recycling Reloop Initiative
Environmental Quality System ISO14001:2004



RAPIDS

SPECIFICATIONS

Construction Multi-level loop
Fibre Resillia Nylon Type 6
Recycled Content 30% post-consumer recycled material
Dyed Method Solution Dyed

Pile Weight 21oz/yd² or 712g/m²
Pile Height 2.5mm-6mm (+-0.5mm)
Gauge 1/10"
Backing SynthBack™

No. of Tiles/Box 20 (5m²)
Standard Size 50cmx50cm
Classification Heavy Commercial
Recommended Installation Brick, Ashlar & Quarter Turn

Indoor Air Quality CRI Green Label PLUS
 Greenguard
End-of-life Recycling Reloop Initiative
Environmental Quality System ISO14001:2004





CIRRUS | P217-3 nimbo



RAPID | P117-7 volga

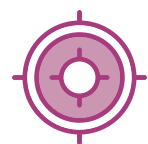


CIRRUS | P217-7 nocti



RAPID | P117-8 beas

Outstanding Performance Under Your Feet



PrecisionMax™

MADE FOR PRECISE, SEAMLESS FINISH

Amazon carpet tiles are produced under stringent, fully-automated processes to ensure every tile is close to the exact measured specification. This enables the tiles to be easily installed without gaps or ridges, resulting in a seamless end finish.



HushTech™

THE TECHNOLOGY FOR ADDED SILENCE

All Amazon carpet tiles are inherently quiet underfoot, yet HushTech makes them that much better at absorbing impact and dissipating vibrations. It is a technology that pairs thick acoustically-enhanced backings – called Hush Back – within the layers of tiles for remarkable sound dampening capabilities, in addition to exceptional underfoot comfort.



WearLoc™

INNOVATIVELY TOUGH

On the surface, Amazon carpet tiles are plush and soft-to-the-touch. But within lies attributes that can withstand the demands of daily use. The smart fusion of select yarns with tough backings, along with sturdy tufting delivers carpets that look new and last longer.



FiberLogic™

QUALITY YARNS FROM THE WORLD'S BEST

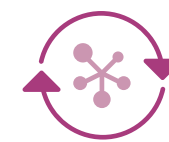
When it comes to carpet flooring, the yarn makes all the difference. Every carpet has to meet standards of beauty, stain resistance, wear resistance and overall toughness. At Amazon, we only use superior fibers from reputed makers such as Antron®, Invista™ and Universal® Fibers.



SmartResist™

ACTIVE MOLECULAR STAIN RESISTANCE

Constructed with fibers that actively resist stains, spills, dirt and grime; Amazon carpets ensure life's little mishaps stay little. All it takes is gentle scrubbing to remove even tough stain culprits such as coffee, ink, cola and lipstick.



BreatheEZY™

IMPROVED AIR QUALITY

Amazon carpet tiles are effective at trapping airborne dust, allergens and particles. Combined with regular vacuuming and the fact that our carpets are low-VOC certified, indoor air stays clean and healthy.



EcoSense™

SUSTAINABILITY IN EVERY TILE

Amazon is always committed to environmental compliance and sustainable manufacturing practices. Aside from using recycled content in our carpets, Amazon Primo is also:

- A green product that contributes towards satisfying LEED® credits
- Green Label compliant for low emissions of VOC by The Carpet & Rug Institute (CRI)
- GreenGuard certified for low chemical emissions by UL Environment, USA



FireResista™

FLAME-RESISTANCE CERTIFIED

Amazon carpets have undergone scrutiny by the American Society for Testing & Materials (ASTM) and passed stringent flooring fire resistance tests. This means our carpets are better at resisting flames and will defy the spread of fire more effectively.



VariSize™

MULTI SIZE OPTIONS

Amazon Ready carpet tiles are available in various optional sizes – such as 50cm x 50cm, 60cm x 60cm, 100cm x 100cm, 50cm x 100cm, 18" x 18", 36" x 36" and 18" x 36" – for unique and exciting flooring configurations.



RavelStop™

EVERY YARN LOCKED IN PLACE

Even in the unlikely event of a loose yarn, Amazon's unique interlocking tufting method ensures it will never ravel or zipper. A multi-layered construction featuring resilient non-woven material, along with options such as fiberglass, bitumen and PVC layers make for a firm yarn lock. A final layer of high-density non-woven cushion then seals the package for superior lamination strength.

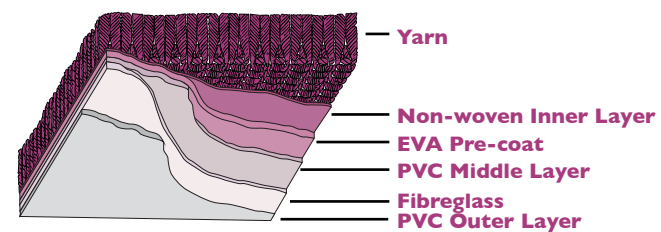
Backed by Innovation in Performance and Environmental Consciousness

How a carpet tile performs on top is very much dependent on what's underneath. Amazon's range of backings has been formulated and tested to provide enhanced durability and excellent dimensional stability, while ensuring superior resistance to heat and moisture. Our backing systems also feature high

levels of recycled content, emphasising our efforts in promoting sustainability and care for the environment. Our backings ensure tufts stay in place, helps prevent unravelling and resists heat as well as liquids; resulting in carpets that are simply better.

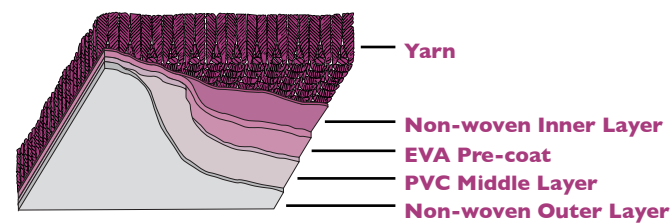
Synth Back™

STANDARD BACKING



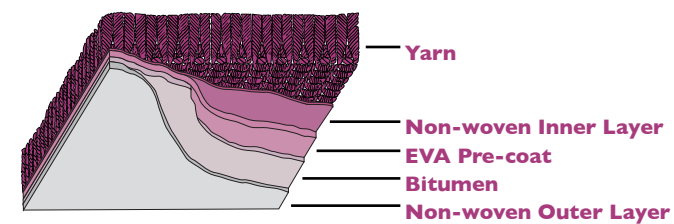
- Sturdy, 5-layer construction with added dimensional stability and fibreglass reinforcement for added strength
- Flame-resistant and unaffected by changes in temperature
- Resistant to de-lamination, ravelling and is 100% impermeable
- Resistant to liquids and regular professional wet cleaning; will not curl up or deform

Synth HushBack™



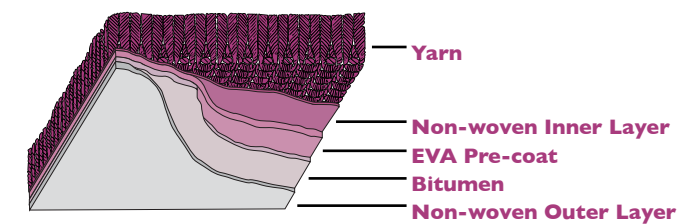
- Enhanced with HushTech™, an active layer of sound absorbing material that dampens foot-traffic noise and attracts environmental sound waves, making indoor spaces that much quieter
- The HushBack™ padding material is made from Dacron fibre technology, which offers added comfort without diminishing underfoot stability
- Sturdy, 4-layer construction with added dimensional stability
- Flame-resistant and unaffected by changes in temperature
- Resistant to de-lamination, ravelling and is 100% impermeable
- Resistant to liquids and regular professional wet cleaning; will not curl up or deform

BioFlex Back™



- Sturdy, 4-layer construction that grips the floor effectively, making it suitable for loose lays
- Revolutionarily thin bitumen layer, making it especially flexible compared to other bitumen-based backings
- Flame-resistant and stable in extreme temperatures and humidity
- Resistant to liquids and regular professional wet cleaning; will not curl up or deform
- Low environmental impact as it is biodegradable and recyclable

BioFlex HushBack™



- Enhanced with HushTech™, an active layer of sound absorbing material that dampens foot-traffic noise and attracts environmental sound waves, making indoor spaces that much quieter
- Constructed from Dacron fibre, the HushBack™ padding provides excellent comfort underfoot without compromising dimensional stability
- Sturdy, 4-layer construction that grips the floor effectively, making it suitable for loose lays
- Flame-resistant and stable in extreme temperatures and humidity
- Resistant to liquids and regular professional wet cleaning; will not curl up or deform



HushTech™ Acoustics

Specifically developed to reduce the noise distractions in modern offices, the acoustic technology that goes into our backing improves noise absorption at the sound molecule level. It is designed to absorb and dissipate foot traffic noise, speech frequencies and environmental sound waves, while providing excellent sound insulation in indoor spaces.

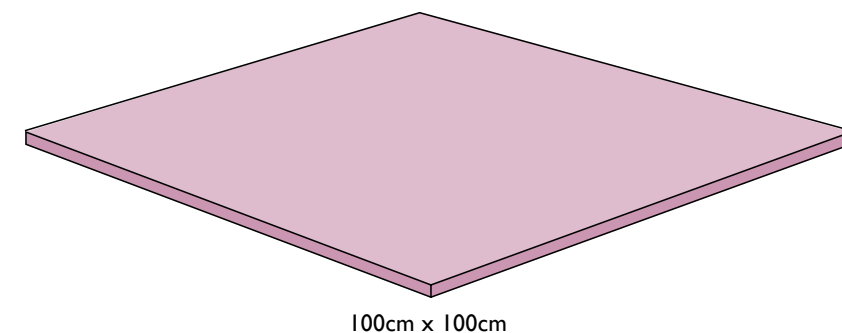


reLoop Initiative

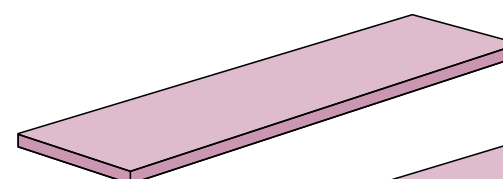
While most manufacturers only claim recycled content in their products, we go the extra step to provide channels for our end-of-lifecycle products to be recycled or reused. This is how we close the loop, and then reLoop materials to reduce new resource dependency and contribute to overall sustainability in operations.

Size Matters

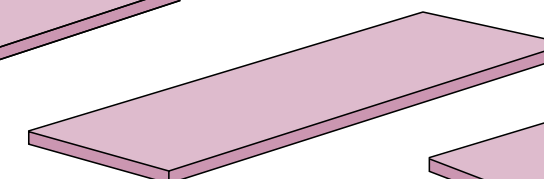
Varying tile sizes allow for unique and exciting flooring configurations. Amazon Primo carpet tiles are available in various optional sizes in addition to the standard 50cm x 50cm tile.



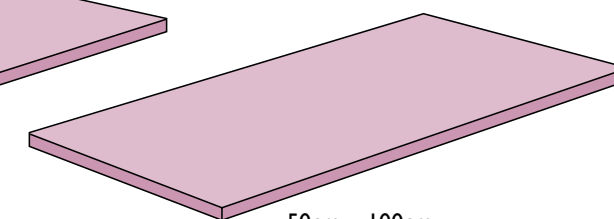
100cm x 100cm



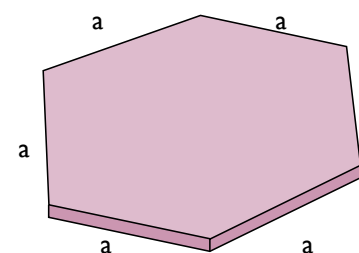
25cm x 100cm



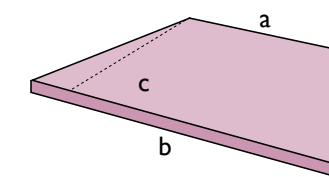
33.3cm x 100cm



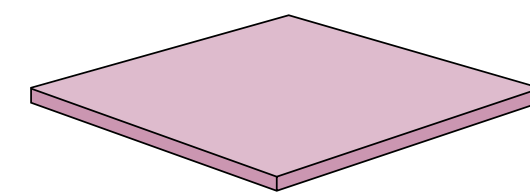
50cm x 100cm



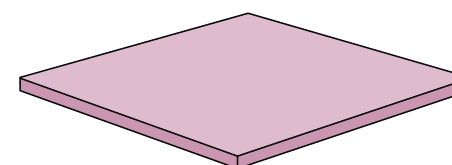
a = 36.6cm (0.35m²)



a = 36.6cm, b = 73.2cm, c = 31.7cm (0.175m²)



60cm x 60cm



50cm x 50cm

Size options are limited and will be based on the design of the carpet tile.



All optional sizes are available in any of our Backing Systems, including BioFlex Back™, BioFlex HushBack™, Synth Back™ and Synth HushBack™.

The Carpet Tiles Advantage

Carpet tiles is certainly a viable flooring option for virtually any application; be it corporate, commercial, retail or residential. In its 50-year existence, carpet tiles have grown in stature and can be seen decorating the floors of some of the world's most iconic properties.

Today, advanced manufacturing technology has paved the way for outstandingly superior and feature-packed carpet tiles that deliver valuable benefits:

IT'S MODULAR

The nifty size of each carpet tile means it is easy to handle and can be installed in stages, as well as around furniture. If a spill or soiling occurs in future, the affected tile can be simply removed and cleaned or replaced entirely.

PORTABLE

Carpet tiles come in easy to carry boxes, which can be transported in stacks or even vertically. They can also be stored with ease, without special needs, for long periods of time.

COST EFFECTIVE

Most carpet tiles can be installed on top of other solid flooring such as laminate, vinyl or ceramic tiles without the need for expensive underlay. This saves much sub-floor prep work and ultimately installation investment.

CREATIVE FREEDOM

Each tile represents a new design idea. Unique and trendy looks can be achieved by mixing and matching tiles of different colours and patterns. There are hundreds if not thousands of design possibilities, limited only by the imagination.

REMOVE & REUSE

Carpet tiles do not have to be permanently installed. They can also be loose laid, making them easily removable and re-installed at a new location without much hassle.

If it's Cheap, There's a Reason

Going cheap could cost you in the long run. If you ever consider buying cheaper, lower quality carpet tiles; the hidden costs could far outweigh the lower price you pay.

1. LACK OF SEAMLESSNESS

When you see clear join-lines and uneven carpet tiles, it may not be entirely due to a substandard installation. Cheaper carpet tiles are often not cut to exact size and usually are of a lower pile density, making small imperfections obvious. Amazon carpet tiles however are made for a precise, seamless finish with PrecisionMax™ Technology and are inherently of higher pile density so that minor imperfections are well concealed.

2. UNABLE TO WITHSTAND UNRAVELLING

A single loose yarn can cause a whole tile to ravel or zipper, contributing to premature aging and wear. This is usually caused by substandard tufting techniques and the use of cheap polyester material as the primary backing. Amazon carpet tiles however features RavelStop™, a unique interlocking tufting method combined with superior bonding technology using a high-grade non-woven material as the primary backing that prevents unravelling from loose yarns.

3. PRONE TO CURLING

Curling is a problem when edges of carpet tiles come up off the floor, which makes the floor look uneven and visually distracting. Usually, this is caused by low quality carpet tiles that are thinner and lighter by nature. Amazon carpet tiles are inherently thicker and come with heavier backings, which effectively lays flat with lower incidences of curling.

4. DIFFICULT TO REMOVE STAINS

All types of carpets are prone to staining, but the ability to easily remove tough stains makes all the difference. Cheaper carpet tiles are made of low quality fibres that soak-up stains without any degree of resistance. Amazon carpet tiles features SmartResist™ Technology, where the fibres actively resists stains, spills, dirt and grime; making clean-up a hassle-free affair.

5. IMPROVED LOWER FIRE RESISTANCE

Effective fire resistance is an important aspect for any commercial flooring installation. Cheaper, low-quality carpet tiles are usually not tested for their ability to resist fire. Amazon carpet tiles however conforms to fire resistance standards as tested by the American Society of Testing & Material (ASTM).

6. HIGHER VOC CONTENT

Carpets are inherently low in VOCs amongst all commercial flooring options. However, carpet tiles that are made from cheap yarns and substandard backing materials can emit VOC levels that are well beyond the benchmark level. Amazon carpet tiles are low-VOC certified and conform to CRI's Green Label Plus standards.



The Green Side of Amazon Carpet Tiles

When it comes to our commitment to eco-friendliness, sustainability and efficient use of resources – we walk the talk. We do it not because we have to, but because we care about making a positive environmental impact now, and for generations to come.

At Amazon, we take strategic steps and aggressively research, develop and implement new ways to ensure our carpet tiles continuously lives up to its green credentials. From recycling efforts and production enhancements to heavy investment in research and development; we are dedicated to support the creation of a greener future.

Our efforts have also resulted in 'green ratings' from reputed certification organisations, underlining our commitment towards the preservation and conservation of the environment.

IMPROVED INDOOR AIR QUALITY

Since we spend approximately 90% of our time indoors, reduced emissions of Volatile Organic Compounds (VOCs) have become a critical consideration in choosing the right carpet tiles. At Amazon, we go to great lengths to ensure that all our carpet tiles are constructed with materials that conforms to international standards of low VOC emissions.



CRI GREEN LABEL PLUS

Indoor Air Quality Certified for Low VOC Emissions by the Carpet and Rug Institute.

GREEN BUILDING READY

As more and more developments focus on aspects of being resource-efficient, eco-friendly and sustainable; what goes into these buildings matters more than ever. Most, if not all of our carpet tiles range comes with reputable environmental certifications and accreditations, making it ideal for buildings with even the most stringent 'green' requirements.



GREENGUARD

Certified for Low Chemical Emissions by UL Environment



LEED CERTIFIED

Certified to Contribute Towards LEED Rating in Buildings by the US Green Building Association

ENERGY EFFICIENT MANUFACTURING

At Amazon, we believe in efficiency and accuracy. This means our production processes are optimised for maximum output and minimum waste, while ensuring quality is never compromised. Over the years, we have consciously made the effort to reduce our carbon footprint, and invested in cutting-edge manufacturing techniques that has improved efficiency.



ISO 14001:2004

for Environmental Management System in Manufacturing



Installation Guide

Proper installation is a critical element to ensure Amazon Carpet Tiles continue to provide years and years of worry-free use. Be it DIY or with the use of professional installers, it is encouraged to adhere to appropriate installation methods to get the best of out of your Amazon Carpet Tiles.

SUBFLOOR PREPARATION

Before laying a single piece of Amazon Carpet Tile, the subfloor must be smooth, firm, flat, clean, dry and free from defects. In addition, the following must be strictly adhered:

- Room temperature of installation site must be between 18°C (65°F) and 36°C (95F) prior to installation
- Humidity level must be monitored and maintained at 10% to 65% relative humidity
- All adhesives and flooring must be kept in the same environment to acclimatise at least 24 hours before installation begins. All flooring must be unpacked, and if possible loose laid, to acclimatise
- Ensure no traces of water or moisture is present in any subfloor type. Conduct a moisture test if unsure as moisture retention is the leading cause of installation failure

The above is vital to ensure good adhesion and great aesthetic appearance; as well as minimise flaws or irregularities from showing.

Preparation methods also differ with the type and condition of existing subfloor, as follows:

EXISTING SUBFLOOR TYPE			
Resilient Vinyl	Wood	Concrete	Ceramic, Terrazzo or Mosaic Tiles
<ul style="list-style-type: none"> • Damaged tiles to be replaced or patched with underlay • Scrape all residue such as adhesives, paint and dirt from the subfloor • Floor must be level and free from any blemishes • Dry mop and sweep entire floor to remove surface sand, soil and debris • Ensure that the subfloor is completely dry 	<ul style="list-style-type: none"> • It is recommended to use a plywood underlay over the existing hardwood • All holes, indentations and open joints must be repaired and sealed • The underlay board must be smooth, clean, dry and dust free 	<ul style="list-style-type: none"> • Any polish, paint, residue must be completely removed from the subfloor • In newly constructed buildings, please allow drying time of 7 to 14 days to ensure no moisture is retained • Ensure floor surface is level and free from any blemishes. Use a scraper to flatten surface if necessary • Dry mop and sweep entire floor to remove surface sand, soil and debris • Ensure that the subfloor is completely dry 	<ul style="list-style-type: none"> • Check for loose, unstable or broken tiles • Remove loose pieces and then fill the holes. Ensure to smoothen and level the filled out surface • Use a filler or primer to fill all old tile grout lines to prevent sinking of carpet tiles • Ensure floor surface is level and free from any blemishes. Use a scraper to flatten surface if necessary • Dry mop and sweep entire floor to remove surface sand, soil and debris • Ensure that the subfloor is completely dry

Please ensure that proper protective gear such as breathing masks are worn at all times during underfloor prep and installation to protect against inhaling dust, particles and fumes.

INSTALLATION

Once the subfloor is properly prepared, the laying work becomes that much easier. However, it is recommended that installation is conducted according to standard practises to ensure your Amazon Carpet Tiles retains its durability, resilience and beauty.

It is important to have all requisite tools at hand such as rulers, cutters, adhesives, spreaders, rollers and compass dividers before commencing the installation.

1.

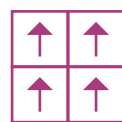
Check to ensure the products you have are sufficient for the installation space and are of the same batch and/or lot number. Differing batch or lot numbers can create slightly uneven colour consistency or shading issues when installed.

2.

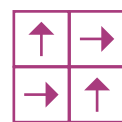
Plan the layout of the installation by finding the exact centre of the room. Divide the room into equal quadrants by making two perpendicular lines on the subfloor intersecting at the centre point.

3.

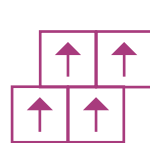
All carpet tile designs come with an arrow printed on the backing side. This works as a guide that helps ensure that the laying pattern you choose is consistent throughout the installation. Common laying patterns are as follows:



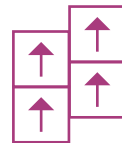
Quarter-



Quarter Turn



Brick



Ashlar

4.

Pick a quadrant to start and begin applying adhesive, remember only to use Amazon-approved adhesives to prevent void of our structural warranty. Adhesives are also highly-flammable, avoid all contact with open flames or sparks.

6.

Approximately 20 to 30 minutes after applying adhesive, or when the adhesive becomes tacky, begin laying the tiles.

8.

It is recommended to roll the floor upon installation to ensure the tiles are firmly stuck to the surface of the underfloor. Newly laid carpet tiles needs time to cure, so avoid moving furniture onto floor for at least 24 hours after installation.

5.

Work on small portions of the underfloor at a time when applying adhesive, optimum adhesive usage is 0.3 to 0.45 kg per square metre. Be sure to smoothen out the adhesive and make sure no adhesive puddle is present.

7.

Leave a distance of 1mm from the wall and the edge of the tile and always remember to press the tiles down as you lay for maximum adhesion.

9.

To minimise the wear on new carpets, especially when castor chairs are used at the installation site, it is recommended to use chair pads. This will prolong the appearance of the carpet at heavy traffic and usage areas.

Care & Maintenance

The better you care for your carpet, the longer it lasts. Proper care, along with a consistent maintenance programme can dramatically extend the life of your carpet, while prolonging appearance and colour.

1.

When moving furniture onto carpet, do not drag across the floor to prevent loosening or unravelling of the yarn. Also ensure items are carefully and lightly placed onto the floor to minimise indentations.

2.

Use appropriate protectors on furniture or use chair pads to lower the degree of wear and tear over extended use.

4.

Attend to spills immediately with an absorbent paper towel to prevent the spill from turning into a permanent stain. Remember to blot the spill and not rub as this will spread the stain deeper into the fibres.

5.

Most spills and stains, when attended to immediately, can be removed with water and paper towel. Use solvent or detergent only as a last resort to prevent the colour of your carpet to wear-off at the stain spot. Test solvents and detergents on an inconspicuous area before applying.

3.

It is recommended to place a dirt-trapping mat at the entrance doorway to reduce tracked-in dirt, stains and moisture.

6.

Regular vacuuming is the most important aspect of carpet maintenance. As most modern carpets are engineered to hold dirt and dust within the yarn pile, it is recommended to vacuum the carpet based on the amount of traffic a particular carpeted area experiences. Heavy traffic areas require daily vacuuming while light traffic areas can be vacuumed once a week.

7.

Scheduled deep cleaning is recommended based on the volume of foot traffic in a carpeted area. This usually involves the use of professional carpet cleaners that will wet clean the carpet to extract dirt and soil embedded deep within the carpet fibres. A deep clean will have restorative effects and extend the life of the carpet.

SPOT REMOVAL GUIDE

Stubborn stains, if not treated immediately, can ruin the look and feel of any carpet. Just use these steps to get tough stains off your carpet the easy, fast and safe way.

STEP 1: Identify the Stain and Clean Accordingly	
Alcohol, Coffee, Tea or Liquid Food Spots	Chocolate, Sweets, Ice Cream, Soft Drinks or Blood
<ul style="list-style-type: none"> Blot surplus spills Use detergent + vinegar solution to dab off stain from outer edge of stain Frequently blot with dry cloth 	<ul style="list-style-type: none"> Scrape excess off with blunt knife Use detergent to dab off stain from outer edge of stain Continue with Ammonia solution and then blot until dry
Solids, Fats, Tar, Chewing Gum, Oils or Ointment	Pizza, Tomato Sauces & Unknown Stains
<ul style="list-style-type: none"> Scrape excess off with blunt knife Dry blot the area first, followed by detergent + vinegar solution Blot until dry 	<ul style="list-style-type: none"> Scrape or blot surplus spillage Dry blot the area first, followed by warm water, then blot dry If required, continue with detergent solution and blot dry
STEP 2: Final Rinse	
<ul style="list-style-type: none"> Spray area with a mixture of one part white vinegar and four parts water Blot dampened area to remove excess moisture Spread a clean, white towel over the area and place a weight on top Leave for 5 hours or overnight to absorb moisture and stain residue Repeat process if necessary 	



Performance Tested, Quality Certified

We're Serious About Quality For Your Peace-Of-Mind

Every product that carries the Amazon name is manufactured to exacting standards and stringent adherence to today's discerning demands of quality. But our dedication to quality extends way beyond a just a simple promise as every production batch is performance tested mimicking real-life scenarios. Our very own AMZ+ Certification programme pools the resources of various independent testing labs to ensure our products are safe, fit for use and meet specific quality criteria. Tests are conducted on all critical floor covering aspects, which includes:

- Construction
- Wear Resistance
- Stain Resistance
- Yarn Strength
- VOC Content
- Flammability
- Electrostatic Discharge
- Colorfastness
- Backing Composition
- Dimensional Stability

When you see an AMZ+ Certification, it means you can expect top-performing carpet tiles and vinyl tiles that will provide year-after-year of worry-free use. It's more than just a symbol of quality, it's a testament to our commitment to deliver the very best.



Maximum Creative Freedom

Let Your Design Ideas Transform Into Stunning Carpet Tiles

Sometimes, no amount of mixing and matching can deliver the specific look and feel you want to achieve. You can now draw on your inspirations and bring them to life with Amazon CarpetCraft.

**Just 500M² minimum order to
design your very own carpet tile**

No matter how you are inspired – be it a photograph or a piece of fabric, perhaps even your natural surrounding – we can take your idea and turn it into a unique carpet tile design. Virtually anything is possible and all for a minimum order quantity of 500M².

But that's not all. Custom design also means customising other aspects of your carpet tile, including:

- Backing: set specific requirements such as material, construction and recycled content
- Size: from small squares to wide planks, your carpet tile can be made to virtually any size
- Shape: push the creative boundary with exciting new shapes such as hexagons, trapeziums and more

From discussing initial ideas and sample pieces to production and delivery, every custom project goes through tried and tested methods to ensure the final product lives up to your exacting demands.

Ideate, create, make. Expressing your creativity has never been this easy, available exclusively with Amazon CarpetCraft.

Warranties & Certifications

WARRANTIES



Amazon Primo is warranted against manufacturing defects and premature wear for up to 10 years under normal use in commercial installations.



Amazon Edge is warranted against the build-up of static discharge throughout the lifetime of the carpet.

CERTIFICATIONS



Indoor Air Quality Certified for Low VOC Emissions by the Carpet and Rug Institute



Certified for Low Chemical Emissions by UL Environment



Contributes Towards Satisfying LEED® Credits



ISO 14001:2004 for Environmental Management System in Manufacturing

Get acquainted with the Amazon family



unlocking imaginations



luxury vinyl tiles

An impressive range of vinyl tiles from Korea that is manufactured to precision, featuring real-world resilience and exquisite visual artistry.



luxury carpet tiles

Minimalist, affordable styles to exceptional performance, robust quality choices, all available right now.



on-demand carpet tiles

A vast, beautifully varied collection that's ideal when huge quantities and swift delivery is essential.



re-engineered carpet tiles

Leading-edge carpet technology that delivers superior performance and exceptional value in commercial installations.



contract carpet tiles

A top-of-the-line nylon collection showcasing styles that will astound and unmatched performance for inspired flooring demands.



designer wall-to-wall carpet

Broadlooms that make a stately distinction and emit a sense of grandeur, reverberating true class.



custom-made carpet

Carpets that are made to exacting demands of design, colour, composition, specifications and finishing; delivering utmost intricacy, style and quality.

P6505-7 redon + P6505-8 mata + P6505-6 tage



Index

Content	Page Number
AMZ+	94
Backings	78 & 79
Carpet Craft	89
CRI Green Label Plus	21, 85, 87 & 96
Environment	79
Features	68 - 69
Fire Resistance	77
Installation	88 & 90
ISO 14001:2004	87 & 96
Maintenance	91
Recycled	19
reLoop Initiative	72
Sizes	21, 77 & 81
Subfloor	83 & 87
Sustainability	77
VOCs	85 & 87
Warranties	25 "7 96

Pattern/Design	Page Number
Linear Abstract	36 - 45, 50 - 51 & 70 - 75
Abstract	46 - 69 & 74 - 75
Solid	26 - 36
Planks	38 - 45

Pile Weight in Ounce	Page Number
19 oz/y2	38, 40, 41 & 44
21 oz/y2	28, 30, 32, 54, 56, 66, 68, 70 & 72
22 oz/y2	58 & 60
26 oz/y2	46 & 48



AMAZON[®]
unlocking imaginations

© Amazon Flooring International

All trademarks indicated in this publication are property of their respective owners. Information and specifications contained herein are accurate at the time of printing and may change without notice. All images are for illustration purposes only and colours of actual product may differ from the images contained herein.

www.floorsbyamazon.com

